
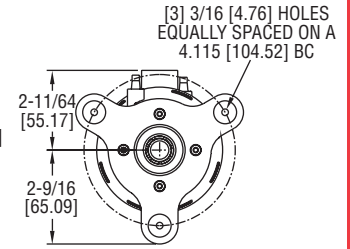
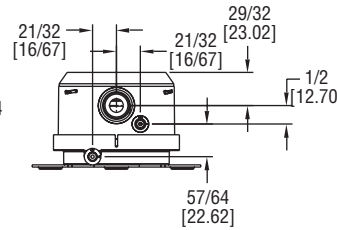
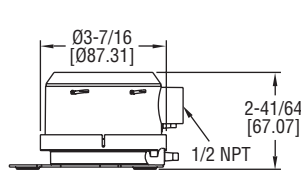


MAGNESENSE® DIFFERENTIAL PRESSURE TRANSMITTER


Monitors Pressure & Air Velocity



Standard MS with optional LCD



MS with optional LCD and static probe



The **Series MS** Magnesense® Differential Pressure Transmitter is an extremely versatile transmitter for monitoring pressure and air velocity. This compact package is loaded with features such as:

FEATURES/BENEFITS

- Field selectable English or Metric ranges
- Field upgradeable LCD display
- Adjustable damping of output signal (with optional display)
- Ability to select a square root output for use with pitot tubes and other similar flow sensors

Along with these features, the patented magnetic sensing technology provides exceptional long term performance and enables the Magnesense® Differential Pressure Transmitter to be the single solution for your pressure and flow applications.

| MODEL CHART | | |
|-------------|---------|---|
| Model | Output | Selectable Ranges |
| MS-121* | 4-20 mA | 0.1 in, 0.25 in, 0.5 in w.c. (25, 50, 100 Pa) |
| MS-321* | 0-10 V | 0.1 in, 0.25 in, 0.5 in w.c. (25, 50, 100 Pa) |
| MS-721* | 0-5 V | 0.1 in, 0.25 in, 0.5 in w.c. (25, 50, 100 Pa) |
| MS-111* | 4-20 mA | 1 in, 2 in, 5 in w.c. (250, 500, 1250 Pa) |
| MS-311* | 0-10 V | 1 in, 2 in, 5 in w.c. (250, 500, 1250 Pa) |
| MS-711* | 0-5 V | 1 in, 2 in, 5 in w.c. (250, 500, 1250 Pa) |
| MS-131 | 4-20 mA | 10 in w.c. (2 kPa) |
| MS-141 | 4-20 mA | 15 in w.c. (3 kPa) |
| MS-151 | 4-20 mA | 25 in w.c. (5 kPa) |
| MS-331 | 0-10 V | 10 in w.c. (2 kPa) |
| MS-341 | 0-10 V | 15 in w.c. (3 kPa) |
| MS-351 | 0-10 V | 25 in w.c. (5 kPa) |
| MS-021 | 4-20 mA | ±0.1 in, 0.25 in, 0.5 in w.c. (±25, 50, 100 Pa) |
| MS-221 | 0-10 V | ±0.1 in, 0.25 in, 0.5 in w.c. (±25, 50, 100 Pa) |
| MS-621 | 0-5 V | ±0.1 in, 0.25 in, 0.5 in w.c. (±25, 50, 100 Pa) |

*Note: For duct mount static pressure probe, change last digit from 1 to 2. Example: MS-122

| OPTIONS | |
|----------------------|--|
| To order add suffix: | Description |
| -LCD | Units with display |
| Example: MS-121-LCD | |
| -NIST | NIST traceable calibration certificate |
| Example: MS-021-NIST | |
| -FC | Factory calibration certificate |
| Example: MS-021-FC | |

SPECIFICATIONS

Service: Air and non-combustible, compatible gases.
Wetted Materials: Consult factory.
Accuracy: ±1% for 0.25" (50 Pa), 0.5" (100 Pa), 2" (500 Pa), 5" (1250 Pa), 10" (2 kPa), 15" (3 kPa), 25" (5 kPa); ±2% for 0.1" (25 Pa), 1" (250 Pa) and all bi-directional ranges.
Stability: ±1% FS/year.
Temperature Limits: 0 to 150°F (-18 to 66°C).
Pressure Limits: 1 psi maximum, operation; 10 psi, burst.
Power Requirements: 10 to 35 VDC (2-wire); 17 to 36 VDC or isolated 21.6 to 33 VAC (3-wire).
Output Signals: 4 to 20 mA (2-wire); 0 to 5 V, 0 to 10 V (3-wire).
Response Time: Adjustable 0.5 to 15 sec. time constant. Provides a 95% response time of 1.5 to 45 seconds.
Zero & Span Adjustments: Digital push button.
Loop Resistance: Current output: 0-1250 Ω max; Voltage output: min. load resistance 1 kΩ.
Current Consumption: 40 mA max.
Display (optional): 4 digit LCD.
Electrical Connections: 4-20 mA, 2-Wire: European style terminal block for 16 to 26 AWG; 0-10 V, 3-Wire: European style terminal block for 16 to 22 AWG.
Electrical Entry: 1/2" NPS thread; Accessory (A-151): Cable gland for 5 to 10 mm diameter cable.
Process Connections: 3/16" (5 mm) ID tubing. Maximum OD 9 mm.
Enclosure Rating: NEMA 4X (IP66).
Mounting Orientation: Diaphragm in vertical position.
Weight: 8.0 oz (230 g).
Agency Approvals: CE.

ACCESSORIES

| Model | Description |
|----------|--|
| A-435 | Field upgradeable LCD |
| A-480 | Plastic static pressure tip |
| A-481 | Installer kit. Includes 2 plastic static pressure tips and 7 ft (2.1 m) of PVC tubing |
| A-489 | 4" straight static pressure tip with flange |
| A-302F-A | 303 SS Static Pressure Tip with mounting flange. For 3/16" ID rubber or plastic tubing. 4" insertion depth. Includes mounting screws |
| SCD-PS | 100 to 240 VAC/VDC to 24 VDC Power supply |